



CXT® PRECAST CONCRETE BUILDINGS

CXT manufacturers precast concrete restroom, shower, concession, and multipurpose buildings for national, state, and municipal parks. Our durable concrete structures are in use at federal, state, county, city, and private recreational sites nationwide.

SINGLE VAULT RESTROOMS



Gunnison



Rocky Mountain



Cascadian

DOUBLE VAULT RESTROOMS



Double Cascadian



Double Rocky Mountain



Tioga

SIMPLE TO INSTALL

Minimal site preparation is required and buildings can typically be in use on the day of installation.

READY TO USE

Prefabricated and delivered complete and ready to use, including plumbing and electrical where applicable.

EASY TO MAINTAIN

Our interiors are designed to resist abusive wear and can be quickly cleaned with warm soapy water and a brush.

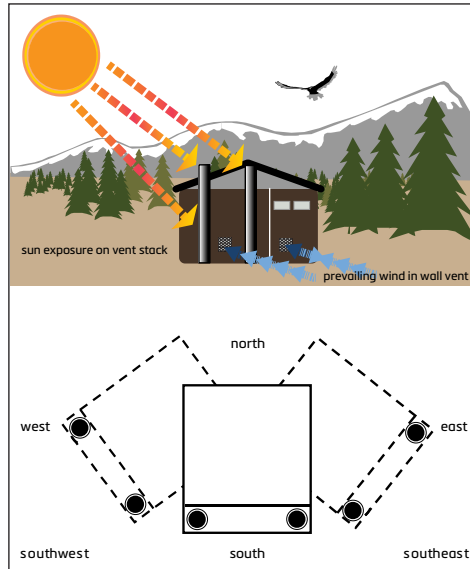
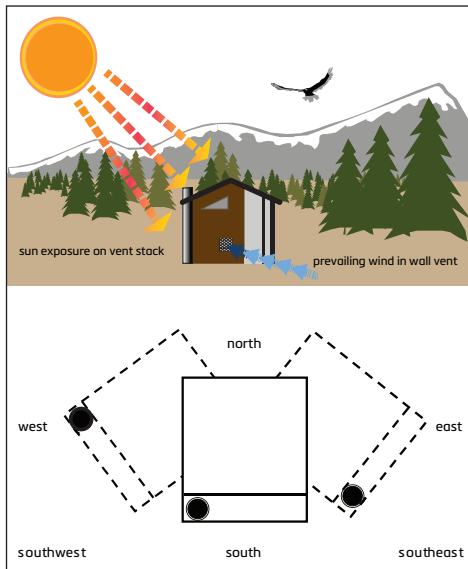
SWEET SMELLING TECHNOLOGY

- > Designed and placed to ensure an unobstructed airflow over the top of the vent stack for passive ventilation.
- > The location of the wall vent and orientation of the building takes advantage of the unobstructed airflow.
- > The positive continual air flow carries the vault air out through the vent pipe keeping the building odor-free.

CXT buildings are delivered to your site ready to use and require minimal site preparation. Our structures are manufactured with high-strength precast concrete floors, walls, and roofs and are aesthetically designed in multiple floor plans, colors, and textures.

Our buildings can withstand extreme conditions caused by flood, snow, wind, and zone-4 seismic loads.

VAULT PLACEMENT

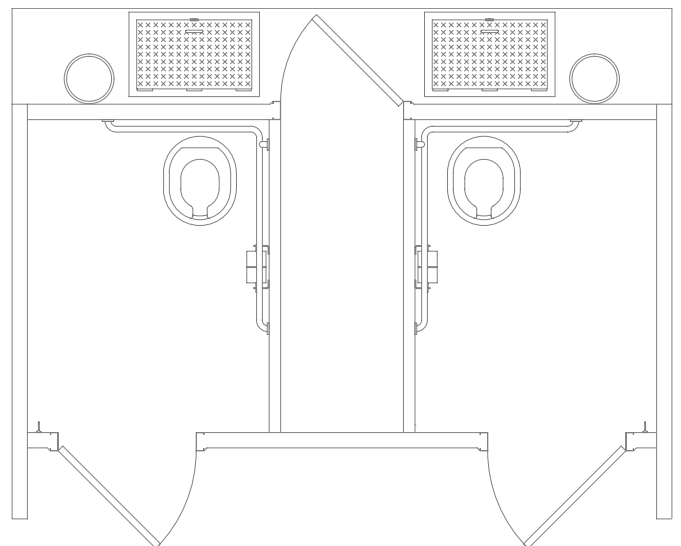
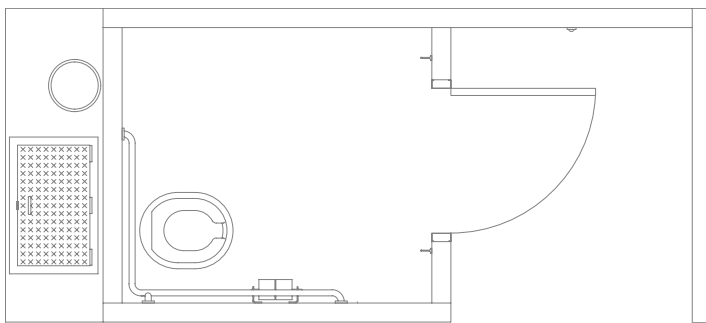


- Allow for vent stack to be exposed to the sun.
- Place wall vent to intercept prevailing wind.
- Place building with vent stack facing southwest to southeast on site, so it will receive maximum exposure to the sun.
- Be sure trees, mountains or other obstructions do not block direct sunlight to the vent stack.

VAULT

- > Installed below ground level with vault dimensions that match the perimeter of the building to provide a stable structure that supports the full weight of the building.
- > Each holds up to 1,000 gallons of waste (approximately 15,000 uses).
- > Sloped so that waste will drain to the clean out end.
- > Lined with a black polyethylene liner that is cast into the side walls of the concrete vault using dovetail embeds.

FLOOR PLANS



Floor plans for reference only.