



POCKET GUIDE TO BIKE PARKING





With a little planning and consideration, providing good, secure bike parking can be easy. These pages contain some basic guidelines to make your bike parking project a success.


If you have more questions on bike parking guidelines, please contact us.

www.dero.com
(888) 337-6729

WHAT
MAKES A
GOOD BIKE
RACK?

At a minimum, a good bike rack will allow both the frame and at least one wheel of the bike to be secured with a u-style lock.

For orderly parking, the rack should make at least two points of contact with the bike.



GOOD BIKE RACKS



There are many examples of good, u-lock compatible bike racks.



BAD BIKE RACKS



Racks that cradle only the front wheel of the bike should be avoided, since they are not u-lock compatible and may cause damage to bicycles.



Although wave-style racks are u-lock compatible, they do not provide two points of contact with bikes and are not ideal.

SHORT-TERM PARKING

Short-term bike parking is defined as unsheltered, unenclosed bike racks with an intended parking duration of less than two hours. The majority of public bike racks are considered short-term parking.



LONG-TERM PARKING

To be considered long-term parking, the facility needs the added protection of an enclosure (shelters, bike rooms, lockers) or active surveillance (bike valet).



Bike Locker



Enclosed Shelter



Bike Room



Valet Parking


SPACE REQUIREMENTS




(888) 337-6729

CAPACITY AND SPACE USE

These diagrams illustrate the amount of space used by average sized bikes parked in various ways. Be sure to contact your city government and confirm any minimum ordinances or mandates applicable.



Horizontal



Vertical



Horizontal

168"

60"
Aisle

144"

Vertical

168"

48"
Aisle

88"

2-tier

120"

60"
Aisle

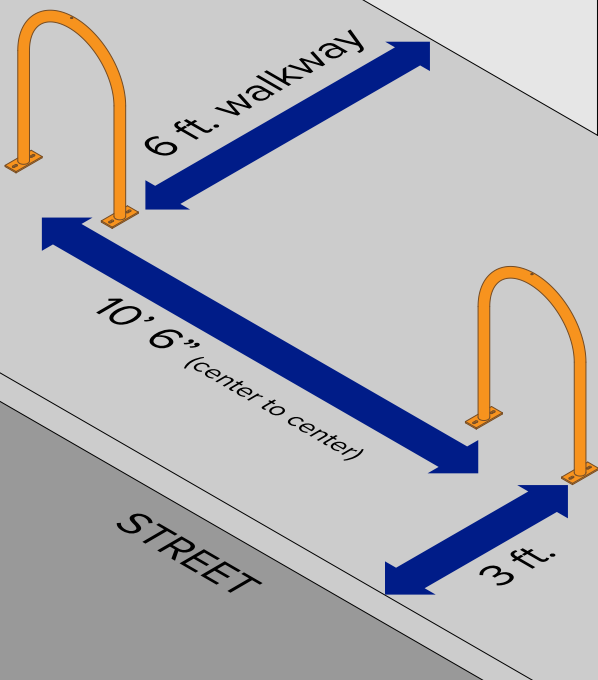
130"

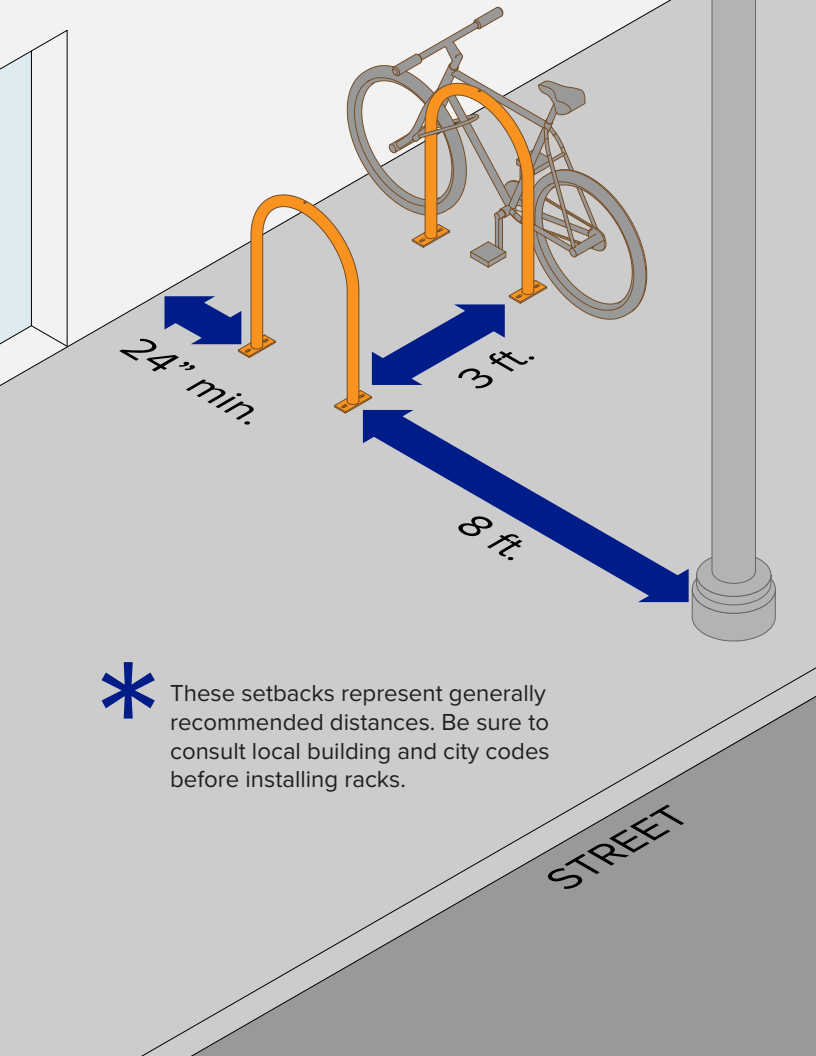
10
Bikes

(888) 337-6729

SETBACKS

Follow these recommended setbacks when installing racks near walls, streets, infrastructure, or other bike racks.





These setbacks represent generally recommended distances. Be sure to consult local building and city codes before installing racks.

CHOOSING A **SITE**



IDENTIFY CURRENT PROBLEMS

Notice where bicyclists tend to park now and locations where bike parking is clearly inadequate.


When no bike racks are provided, people improvise and lock their bicycles to anything that seems secure.



CHOOSE A PROMINENT LOCATION


If people can't find your rack, they won't use it. Placing bike racks near entrances and other areas with high pedestrian traffic will also help deter theft.

INSTALLATION SURFACES




CONCRETE

Concrete is the best and least expensive surface material for a variety of rack types and installation methods. Both in-ground and surface mounts work well on concrete and are easy to install.



ASPHALT, PAVERS, AND TILE

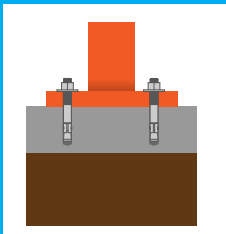
Factors affecting the suitability of these materials include the thickness of the surface material, the makeup of the below-grade material, and climate. Freestanding racks are recommended for these surface types.



MULCH, GRASS, AND DIRT


For organic materials such as mulch, grass, and dirt, you will need a bike rack with a freestanding option, or you may pour concrete footings to embed or anchor the rack down.

MOUNTING OPTIONS



SURFACE MOUNT

The metal flange is anchored to the ground with appropriate hardware. Tamper-proof options are available for greater security.



IN-GROUND MOUNT


The rack is embedded into concrete surface.



RAIL MOUNT

Racks are bolted to rails which may be anchored to surface or left free-standing.

ADDED SECURITY



SQUARE TUBING

A determined thief will eventually cut through anything, but for greater security choose a rack made with heavy-gauge square tubing that is not vulnerable to pipe cutters.



TAMPER-PROOF HARDWARE

For racks bolted to the surface, consider using non-standard nuts to help deter theft.

BIKE **PARKING** FACILITIES



BIKE SHELTERS AND LOCKERS

Adding covered bike parking is a great way to win points with your bicyclists and earn LEED points for your facility.



(888) 337-6729



BIKE CORRALS

Bike corrals are ideal in high density areas with small sidewalks and heavy pedestrian traffic. Portland's program has been so successful that businesses have begun requesting removal of car parking in favor of bike parking in front of their stores and offices.



BIKE ROOMS

Bike rooms provide a great opportunity for high security, long-term bike parking when there is no place outside to put shelters or lockers. Dedicated indoor bike storage rooms are praised by bicyclists for residential and commercial use.





BRANDED PARKING

A custom rack with your logo can increase awareness of your business and show that your company supports clean, healthy forms of transportation.



GET CREATIVE

Who says bike racks have to be boring? The sky is the limit with fun bike rack designs – just make sure your rack also functions well and can be used with a u-lock.

(888) 337-6729

RESOURCES

CONTACT THE BICYCLING EXPERTS

Go straight to the bicycle advocacy organizations who are on their bikes every day, and who know first-hand which areas could be more bicycle friendly. Listed below are just some of the many bicycling organizations located throughout the United States.

REGIONAL

Atlanta Bicycle Coalition
www.atlantabike.org

Bike Cleveland
www.bikecleveland.org

Bike Pittsburgh
www.bikepg.org

Bike SD (San Diego)
www.bikesd.org

BikeWalkKC (Kansas City)
www.bikewalkkc.org

Hawaii Bicycling League
www.hbl.org

INDYCOG
www.indycog.org

LivableStreets (Boston)
www.livablestreets.info

Local Motion (Vermont)
www.localmotion.org

Los Angeles County Bicycle Coalition
(LACBC)
www.la-bike.org

Minneapolis Bicycle Coalition
www.mplsbike.org

San Francisco Bicycle Coalition (SFBC)
www.sfbike.org

The Bicycle Coalition of Greater
Philadelphia
www.bicyclecoalition.org

The Street Trust (Portland, OR)
www.thestreettrust.org

Transportation Alternatives (New York City)
www.transalt.org

Washington Area Bicyclist Association
(WABA)
www.waba.org

NATIONAL

Association of Pedestrian and Bicycle
Professionals (APBP)
www.apbp.org

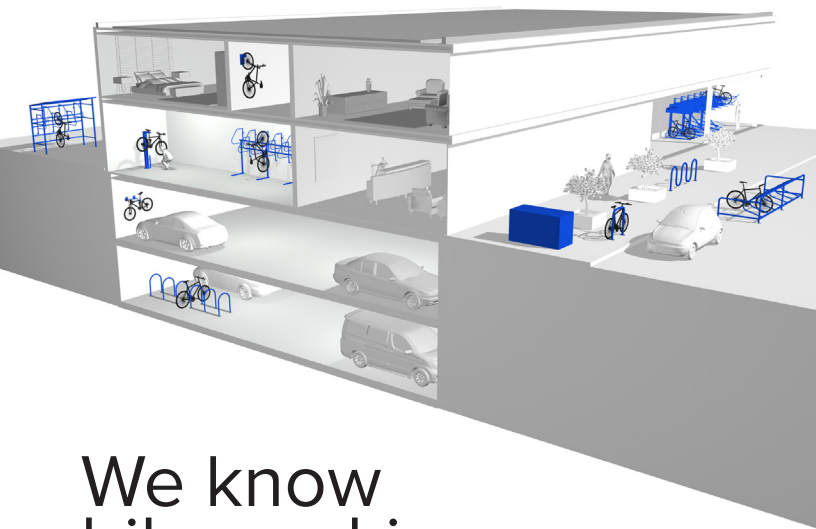
Alliance for Biking and Walking
www.bikewalkalliance.org

League of American Bicyclists
www.bikeleague.org

National Association of City
Transportation Officials (NACTO)
www.nacto.org

PeopleForBikes
www.peopleforbikes.org

Safe Routes to School National
Partnership
www.saferoutespartnership.org



We know
bike parking.
Inside and out.



DERO
A PLAYCORE Company

www.dero.com | (888) 337-6729

504 Malcolm Ave SE, Suite 100, Minneapolis, MN 55414



MADE IN
USA